



# Wise Men Find Jesus

Matthew 2:1-12

Young children might have a difficult time fully understanding what worship is. But they certainly understand feelings such as thankfulness and happiness. As you're teaching the concept of worship to your children, use words such as *thankful*, *giving thanks*, and *being happy about who God is*. Above all, use this lesson to help children understand that worship is giving God thanks for who he is and for how much he loves them.



### ► Bible Point


Jesus deserves our worship.

### Key Verse

"For the Lord is good and his love endures forever" (Psalm 100:5).

### Weaving Faith Into Life

Kids will worship Jesus and tell others about him.

LESSON	WHAT CHILDREN DO	SUPPLIES	EASY PREP
<b>1</b> Getting Started	<b>Where We Worship</b> <i>(about 10 min.)</i> Talk about worshipping God after taking a tour of the church building, and explore the Key Verse.		
<b>2</b> Bible Exploration	<b>A Worshipful Journey</b> <i>(about 40 min.)</i> Play a game to help them experience the wise men's journey to worship Jesus.	Bible, My Bible Fun, CD player, markers, ground cinnamon, copies of the lyrics page (at the end of the lesson) <b>Teacher Pack:</b> CD, "Wise Men's Journey" poster, "Wise Men's Journey" cards, "Game Cards" page, "Magi Worship Jesus" poster (from the Big Bible Poster Pack), "Glow" stickers 	Tear out the Lesson 5 pages from each My Bible Fun student book.  Put a "Glow" sticker on the ceiling.  Take apart the "Wise Men's Journey" cards, setting aside the camel cards. Stack the rest (facing down) in order by number, with #1 on top. Take apart and shuffle the "Game Cards."  Bookmark Isaiah 7:14 and hide the Bible in your room.

*Bold text within the lesson is spoken text.*





LESSON	WHAT CHILDREN DO	SUPPLIES	EASY PREP
<p><b>3</b> Weaving Faith Into Life</p>	<p><b>Worship Stars</b> <i>(about 10 min.)</i> Create eight-pointed stars that represent why we worship Jesus.</p>	<p>two 5-inch aluminum foil squares per child, tape, scissors, tissue paper</p>	
<p><b>4</b> Lasting Impressions</p>	<p><b>Daily Challenges</b> <i>(about 5 min.)</i> Choose a Daily Challenge to apply God's Word.</p>	<p>My Bible Fun</p>	
	<p><b>Weaving Faith at Home</b> <i>(about 2 min.)</i> Talk about how to share what they learned with their families.</p>		

*Bold text within the lesson is spoken text.*







## 1 GETTING STARTED

### Where We Worship

#### What You'll Do ■■■■■■

Welcome kids warmly as they arrive, and ask them how their week went.

Gather everyone together.

Take the children on a silent tour of the church building. Before you walk around, tell the children to pay attention to what people are doing and to their attitudes. Also have the children pay attention to what the rooms of your church are used for.

End your tour outside the church's main worship area, and allow time for kids to observe adults worshipping, if possible. Then return to your meeting area.

Say: **There are lots of reasons to come to church. At church we see friends we like to spend time with. We learn about God and Jesus. We learn how to live lives that please God. One of the most important reasons we come to church is to worship God and show him we're thankful.**

Say: **Our Key Verse today is about worshipping God. Listen while I read the verse from the Bible.** Read Psalm 100:5 aloud: **"For the Lord is good and his love endures forever" (Psalm 100:5).** Have kids repeat the verse with you several times.

#### Talk With Kids ■■■■

Lead children in this discussion.

Ask:

- **Why do you and your family come to church?**
- **What are some things you know about Jesus that show he's good and loving?**
- **What things do you do to show Jesus you know he's good?**

Say: ► **JESUS DESERVES OUR WORSHIP.** Today we saw all kinds of ways people worship Jesus and show him they're happy about who he is. We come to church and do things to show we're thankful to God for Jesus, too. Those are ways we worship God. We know he'll be faithful to people throughout all time.



**2** BIBLE  
EXPLORATION

# A Worshipful Journey

## What You'll Do

Give each child a My Bible Fun page. Then open your Bible to Matthew 2:1-12, and show kids the passage. Say: **Today we'll play a game to learn about the wise men's journey to Jesus.** Show the children the "Magi Worship Jesus" poster.

Form four groups, and give each group a camel card to use as a game piece. Have each group fold back about a centimeter at the bottom so the camel cards stand. Point out the game board and show some game cards as you explain the rules. Say: **The object of the game is to get your group from the Eastern City to Jerusalem, down to Bethlehem, and back home to the Eastern City. We'll start drawing from the gray card pile and following different directions, but when someone gets a "Go to..." card, we'll move forward by drawing from the white card pile until we get to our "Go to..." destination. For example, if someone draws a "Go to Jerusalem" card, your team will start choosing from the white card pile until your camel gets to Jerusalem. Then they'll switch back to the gray cards.** Check for understanding. If kids still feel confused, begin play and guide them through each step using the specific directions below.

Choose a group to go first. Have a representative from that group turn over the first card; it'll be the star card.

Say: **The wise men from an eastern country noticed a star in the sky that they'd never seen before. There is a star in our room. Let's find it.** Encourage kids to find your "Glow" sticker. When it's found, have each child draw a star on the scene in My Bible Fun that shows the wise men traveling at night.

Say: **The wise men knew the star in the sky meant that a new king had been born. So they traveled to Jerusalem to find the new king. Let's continue our game.**

Have a second group turn over a gray card. It'll be the "Go to Jerusalem" card. Have the group turn over a white card and move its camel piece to the first color block on the game board that matches the color of the card.

Have the other groups take turns turning over white cards until all the groups reach Jerusalem. When all the groups reach Jerusalem, have a third group turn over the next gray card. It'll be a CD card.

Play Part 1 of "Why We Came" (track 10 on the CD). Pause the CD when instructed to.



## A Worshipful Journey Supplies

- Bible
- My Bible Fun
- CD player
- markers
- ground cinnamon
- copies of the lyrics page (at the end of this lesson)

### Teacher Pack

- CD: "Why We Came" (tracks 10-14), "Glory to God" (Luke 2:11) (track 5)
- "Wise Men's Journey" poster
- "Wise Men's Journey" cards
- "Game Cards" page
- "Magi Worship Jesus" poster (from the Big Bible Poster Pack)
- "Glow" stickers


## A Worshipful Journey Easy Prep

Tear out the Lesson 5 pages from each My Bible Fun student book. Put a "Glow" sticker on the ceiling. Take apart the "Wise Men's Journey" cards, setting aside the camel cards. Stack the rest (facing down) in order by number, with #1 on top. Take apart and shuffle the "Game Cards." Bookmark Isaiah 7:14 and hide the Bible in your room.





Have the fourth group turn over the next gray card. It'll be a music card. Distribute the lyrics page. Then play "Glory to God" (Luke 2:11) (track 5 on the CD), and lead kids in singing.

 **The Savior—  
Yes, the Messiah—  
The Lord has been born today.  
The Savior—  
Yes, the Messiah—  
The Lord has been born today in Bethlehem.**

**And the angels sing:  
Glory to God!  
Glory to God!  
Glory to God in the highest!  
Glory to God! Glory to God!  
Glory to God in the highest!  
In the highest!**

*(Repeat from the beginning.)*

"Glory to God" (Luke 2:11) by Jay Stocker. © 2006 Group Publishing, Inc. All rights reserved.

Say: **The wise men went to Jerusalem to find the new king. They wanted to worship him and let him know they were thankful. Like the wise men, we come to church to worship Jesus because ► JESUS DESERVES OUR WORSHIP.**

Have the first group turn over the next gray card. It'll be a CD card. Play Part 2 of "Why We Came" (track 11 on the CD). Pause the CD when instructed to.

Have the second group turn over the next card. It'll be the crown card. Say: **Jesus is God and King. And there was nothing Herod could do to stop that. Let's tell Herod who the king of the world is. Pass around the crown card; when the card comes to you, balance it on your head while you say, "Jesus is King."** Have the kids pass the card around the group, each saying, "Jesus is King!"

Have the third group turn over the next gray card. It'll be a CD card. Play Part 3 of "Why We Came" (track 12 on the CD). Pause the CD when instructed to.

Have the fourth group turn over the next gray card. It'll be the "God's Word" card. Say: **Herod found out that God's Word said Jesus would be king. In fact, there are many, many verses in the Bible that tell about Jesus—written years and years before Jesus was even born! There may be more than one Bible in our room, but I've hidden one that's marked with a verse about Jesus.** Have the children look for the Bible that's bookmarked; then read aloud Isaiah 7:14.

Have the first group turn over the next gray card. It'll be a CD card. Play Part 4 of "Why We Came" (track 13 on the CD). Pause the CD when instructed to.



Have the second group turn over the next gray card. It'll be the game card. Say: **The wise men followed the star until it stopped. Let's play the Star game, where we follow a star until it stops.** Have the children line up against one wall. Choose one child to be the Star. Have the Star stand in front of the other children, facing away from them. Have the Star walk forward slowly. Have the other children follow until the Star stops and turns around. When the Star stops, everyone must stand perfectly still. If the Star catches someone moving, that child must go back to the wall and start again. Play until everyone reaches the other side of the room. Then have the children rejoin their groups and sit down.

Have the third group turn over the next gray card. It'll say "Go to Bethlehem." Have the groups take turns choosing white cards until they've all reached Bethlehem.

Have the fourth group turn over the next card. It'll be the cheer card. Say: **The wise men were overjoyed when they found Jesus. Let's cheer with them.**

Have the children shout this cheer with you several times:

**We saw the star.**

**We traveled far.**

**The King is here,**

**So let us cheer!**

**Jesus! Jesus! Yay! Yay! Yay!**

Have the first group turn over the next gray card. It'll be a music card. Say: **The wise men bowed down and worshipped Jesus. Let's worship Jesus, too, through prayer.** Invite the children to pray, and then close the prayer.

Have the second group turn over the next gray card. It'll be the gold card. Say: **The wise men brought gifts to Jesus, the new king. The first gift they gave him was gold.** Have the children draw gold coins in the wise man's empty moneybag pictured in My Bible Fun.

Have the third group turn over the next gray card. It'll be the chest card. Say: **The wise men also gave frankincense to Jesus. Frankincense was used to worship God. It smells really good.** Have the children draw something they like the smell of in the chest pictured in My Bible Fun.

Have the fourth group turn over the next gray card. It'll be the jar card. Say: **The wise men gave Jesus one last gift. They gave him myrrh. Myrrh is a spice that's also used in worship. We'll use a sweet-smelling spice to represent myrrh.** Sprinkle a dash of cinnamon on each child's page, and have kids rub the cinnamon on the wise man's bowl.

Have the first group turn over the next gray card. It'll be a CD card. Play Part 5 of "Why We Came" (track 14 on the CD). Stop the CD when instructed to.

Have the second group turn over the next gray card. It'll say "Go Home." Have the groups take turns drawing white cards to get them home to the Eastern City.





### Talk With Kids ■■■■

Lead children in this discussion.

Ask:

- What stood out most to you about the wise men's journey?
- Tell about a time you took a journey to something special.
- Why would you want to take your time to know Jesus and to worship him?

Say: **Our journey seemed very long and kept us very busy, but it was worth it! When the wise men went on their journey to find Jesus, it took time and effort, but they knew Jesus was special. They wanted Jesus to know they were thankful for who he is. We know that Jesus is special, too, and that ► JESUS DESERVES OUR WORSHIP.**

## 3 WEAVING FAITH INTO LIFE

### Worship Stars


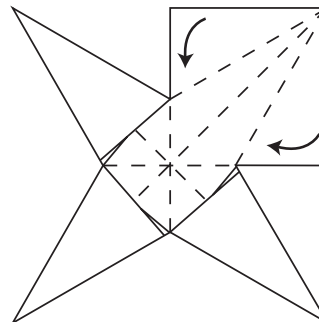
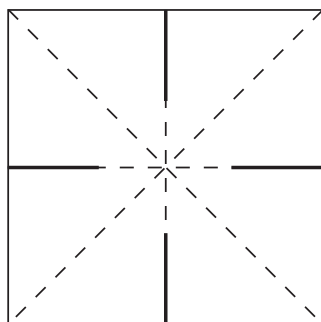
#### Worship Stars Supplies

two 5-inch aluminum  
foil squares per child  
tape  
scissors  
tissue paper

#### What You'll Do ■■■■■■


Form pairs. Give each child two foil squares. Say: **The wise men followed a star on their journey to find Jesus. Let's work together now to follow some directions to make some sparkly stars.**

Demonstrate the following instructions, and encourage the children to help each other create:



First, fold the squares along the dotted lines as shown in the first illustration. Say: **When we fold these squares, it kind of looks like a person bowing down. Let's worship Jesus now by bowing for a moment.** Lead the kids in bowing for 10 seconds.





Next, make four cuts in each foil square. The solid lines in the first illustration show where to cut. Say: **Sometimes we show Jesus we're thankful and worship him by cutting out all noise and just listening to him. Let's do that now. Please close your eyes.** Allow time. **Jesus, we want to hear from you. Help us to cut out all noise, even in our heads, and be silent right now.** Encourage the children to be silent for 15 to 20 seconds.

Next, fold each cut edge over until it lines up with the diagonal fold on each corner. Tape the flaps of each point together. (Have one child hold the edges while a partner tapes them.) Tell children not to squash the triangles flat—when they're finished, each piece of foil will look like two canoes that connect in the middle. Say: **It's important for your pieces to be connected, just like it's important for us to connect with Jesus by telling him we're happy about who he is.** Invite the children to say aloud reasons they're happy about who Jesus is.

Next, wad up a small piece of tissue paper and put it inside the hollow of one of the foil pieces. Use a tape loop to attach the other foil piece to the tissue ball. Put the two foil pieces together so that the points alternate. Say: **Just like the empty space inside your star, we all have an empty space in our hearts that Jesus can fill perfectly when we believe in him.**

### Talk With Kids ■■■■

Lead children in this discussion.

Ask:

- What makes your star special to you?
- What makes Jesus special to you?
- What can you do to show Jesus he's special to you?

Say: **The stars we made are pretty special! Jesus is so special, too—he's the most important part of our lives. When we have a relationship with him, he'll always love us, take care of us, and forgive us. The wise men wanted that—they wanted a relationship with Jesus. So they followed the star to find him. These days, we don't have to follow a star to tell Jesus we're thankful for him. We can worship Jesus anytime, anywhere. Let's remember this week that ► JESUS DESERVES OUR WORSHIP, and let's take the time to worship him.**

## 4 LASTING IMPRESSIONS

### Daily Challenges

#### What You'll Do

Say: **Let's think about why ► JESUS DESERVES OUR WORSHIP.**

Have kids find this week's Daily Challenges on their My Bible Fun pages and choose one to do this week. They can choose one or more of these three options:



Daily Challenges  
Supplies

My Bible Fun





- Lead your family in a prayer, thanking God for his love that lasts forever.
- Tell a friend at school why you know Jesus deserves our worship.
- When you wake up in the morning, worship Jesus, and thank him for a new day.

Make sure you choose a Daily Challenge as well, and tell kids what you chose. Kids will be more inclined to follow through on their commitments when they see you doing the same.

### Talk With Kids ■■■■

Lead kids in this discussion.

Ask:

- What's a practical way you're going to do your Daily Challenge? Include a time, a place, and other ideas.

Say: **The wise men knew that ► JESUS DESERVES OUR WORSHIP. They traveled a long way to show Jesus they were thankful for him. Let's remember this week to worship Jesus with our Daily Challenges every chance we get.**

## Weaving Faith at Home

Encourage kids to talk with their parents about the Daily Challenges they chose and what they learned about why Jesus deserves our worship. Kids can also do the activities in the "HomeConnect" section of their My Bible Fun pages with their families.

Talk to your Director about emailing the FREE FamilyConnect to all your church's families. Available at [group.com/digital](http://group.com/digital).

Take a couple of minutes to pray with your kids, thanking God for Jesus and praising Jesus for how wonderful he is. Invite the children to tell Jesus reasons they love him and want him in their lives.





**Lyrics** ■■■■

## Glory to God (Luke 2:11)

The Savior—  
Yes, the Messiah—  
The Lord has been born today.  
The Savior—  
Yes, the Messiah—  
The Lord has been born today in Bethlehem.

And the angels sing:  
Glory to God!  
Glory to God!  
Glory to God in the highest!  
Glory to God! Glory to God!  
Glory to God in the highest!  
In the highest!

*(Repeat from the beginning.)*

"Glory to God" (Luke 2:11) by Jay Stocker. © 2006 Group Publishing, Inc. All rights reserved.



**OK**  
TO COPY



